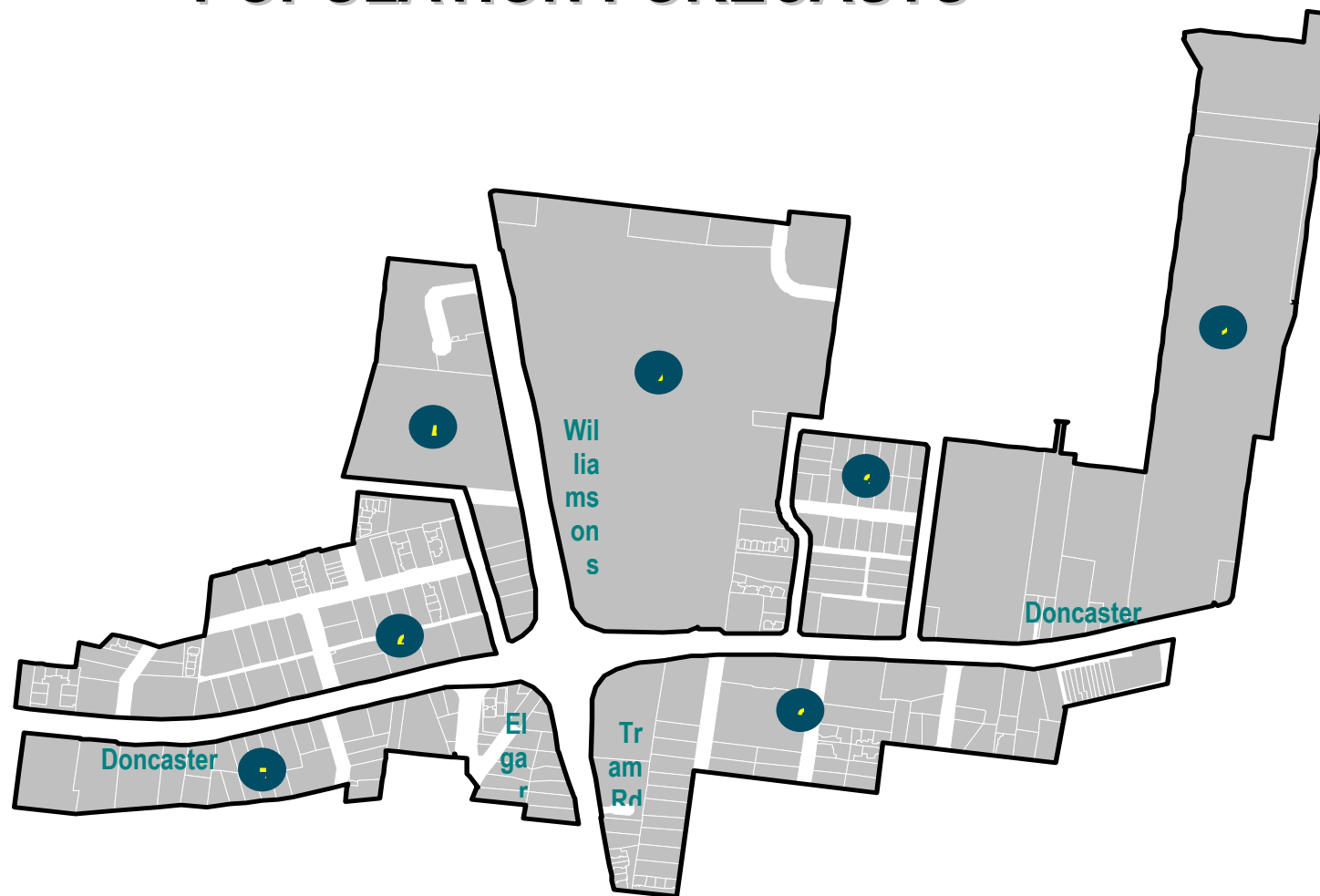




# *City of Manningham*

## **DONCASTER HILL POPULATION FORECASTS**



Forecast  
Report and  
Presentation  
March 2002



---

## Contents

• Aims and outputs of the project	3
• Methodology	4
• Regional context	5
• Doncaster Hill base population	9
• Assumptions	11
• Results	18
• Implications and conclusions	22
• About i.d consulting	23
• References	24



# Aim and outputs of the project

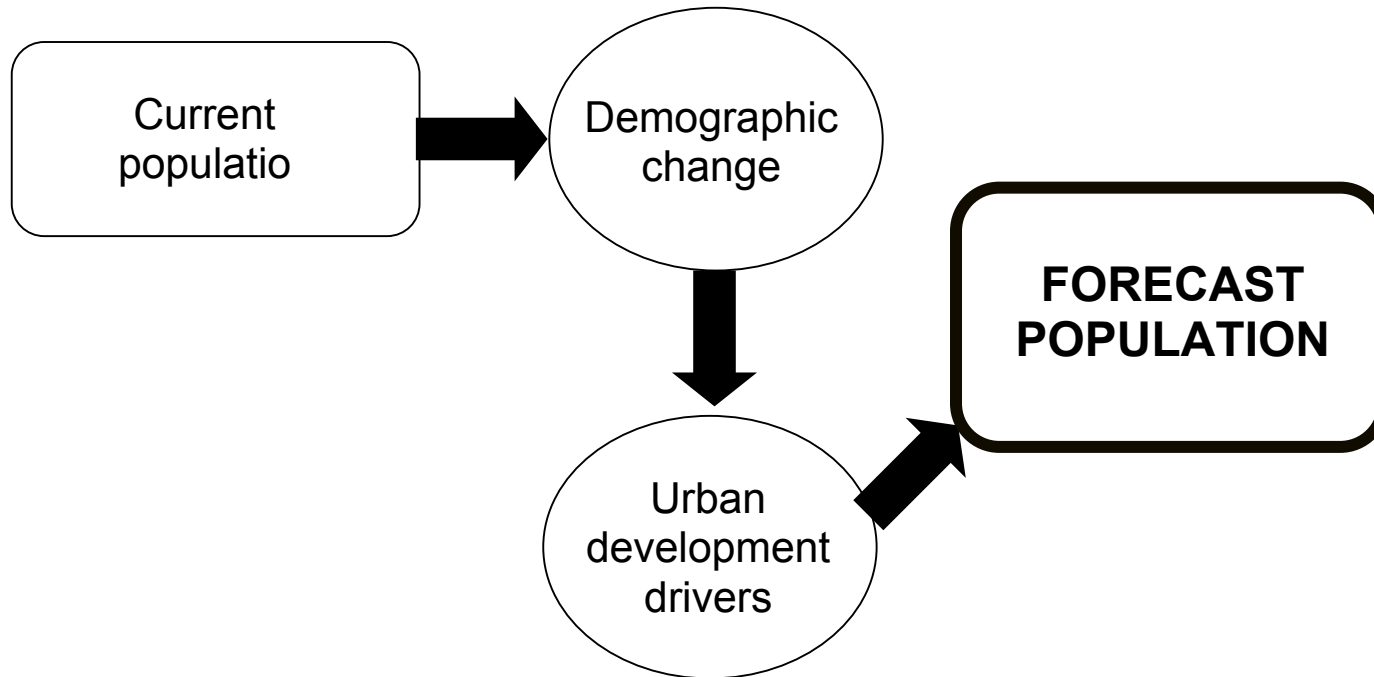
---

- **i.d was engaged to produce a set of population and household forecasts for the Doncaster Hill area for 2001-2021**
- **The information is designed to inform decision-making and services planning in the area**
- **The specific outputs from the population model include:**
  - **Population by single year of age;**
  - **Population by household type**
  - **Households by type;**
  - **Average household size.**



# Methodology - approach

---



The methodology is based on a 'bottom-up' approach, with all assumptions being derived from a local perspective, but taking into account sub-regional change – City of Manningham and surrounds.



**i.d**



**i.d**



**i.d**



**i.d**



**i.d**




**i.d**



**i.d**




**i.d**



**i.d**



**i.d**



**i.d**



**i.d**



**i.d**




**i.d**




**i.d**



**i.d**




**i.d**



**i.d**



**i.d**



**i.d**



**i.d**



**i.d**



**i.d**